

Hotel Amarilis ^{☆☆☆}









DOBRAugostiteljski obrt, Vinski Vrh 68c, Netretić, OIB:02232996643

IBAN: 2923600001102074466

tel: +385 47 874006, +385 47 874208, +38591 610 2277

hotel.amarilis@gmail.com

INSTRUCTIONS FOR TV USE

1. TURN ON the tv by directing SAMSUNG remote control to the direction of the TV and pressing red button .
2. TURN ON the DVB-T2 device by directing DIGIMAX remote control to the direction of the DVB-T2 device and pressing red button .
3. SIGNAL SOURCE CHANGE using SAMSUNG remote control, press button „SOURCE“ on the SAMSUNG remote control and choose signal source HDMI1/DVI, confirm the choice by pressing .
4. TV CHANEL CHANGE direct DIGIMAX remote control to the direction of the DVB-T2 device and surf through programs using the button .
5. LOUDNES CONTROL direct the DIGIMAX remote control to the direction of the DVB-T2 device and use the button , press + for turning up the volume or - for turning down the volume
6. „MUTE“ BUTTON , use green MUTE button on the DIGIMAX remote control to mute sound
7. BUTTON „TXT“, pressing this button on the DIGIMAX remote control opens up the teletext. Using the appropriate teletext page number with numerical part of the DIGIMAX remote control elect teletext page
8. TURN OFF the tv by directing SAMSUNG remote control to the direction of the TV and pressing red button .
9. TURN OFF the DVB-T2 device by directing DIGIMAX remote control to the direction of the DVB-T2 device and pressing red button .